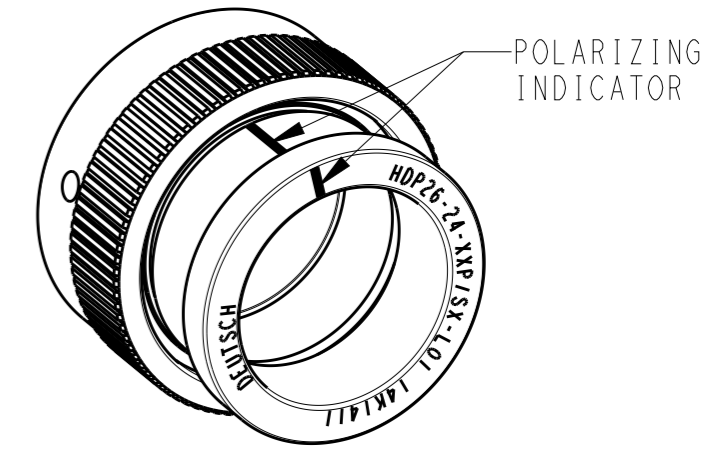
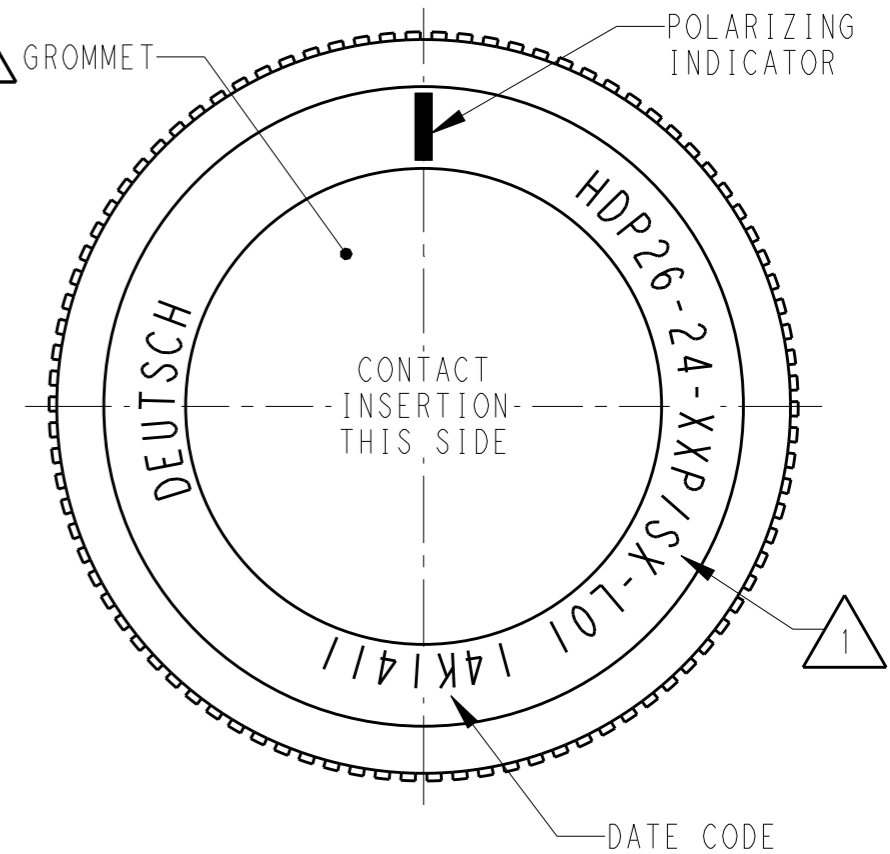
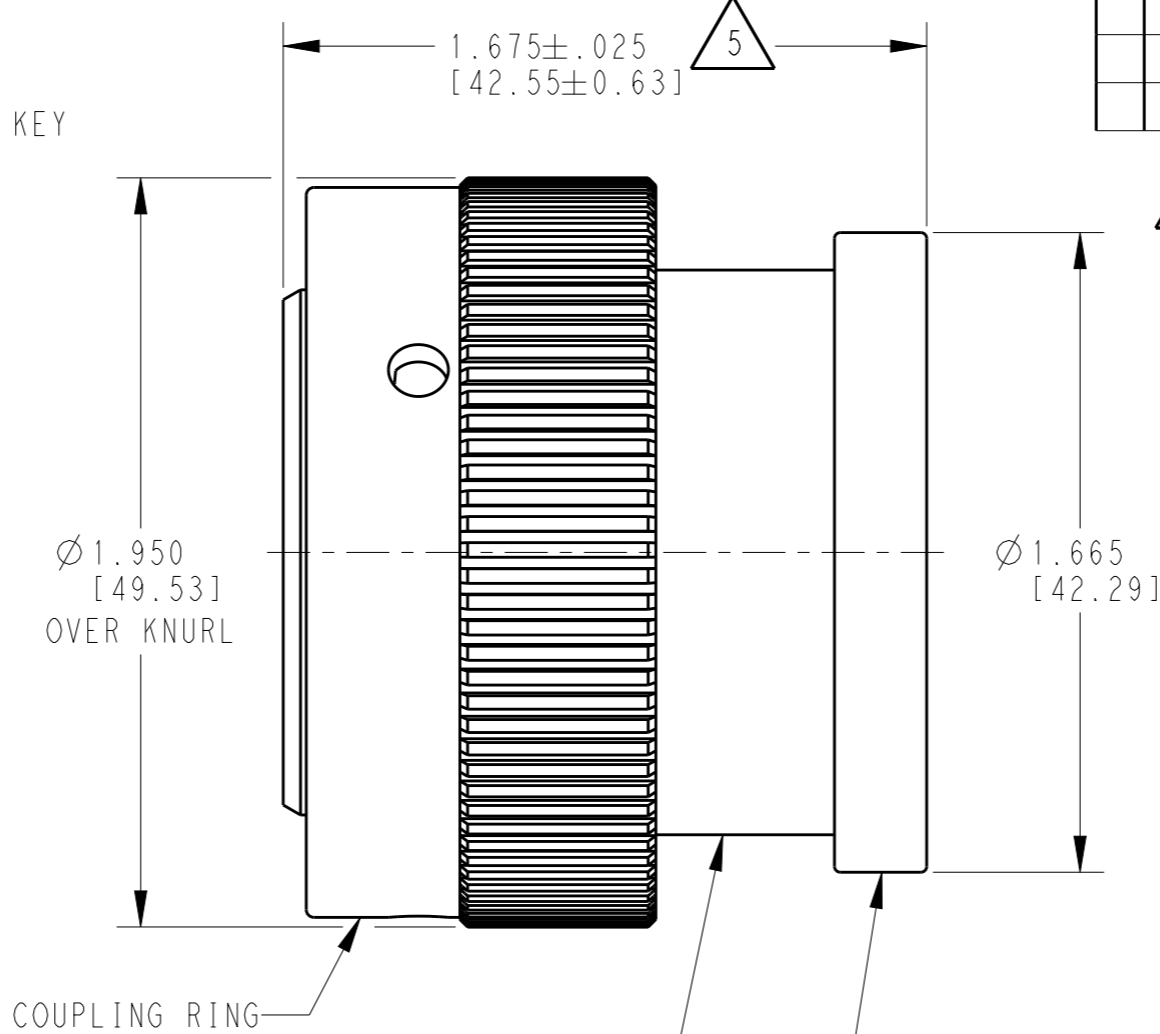
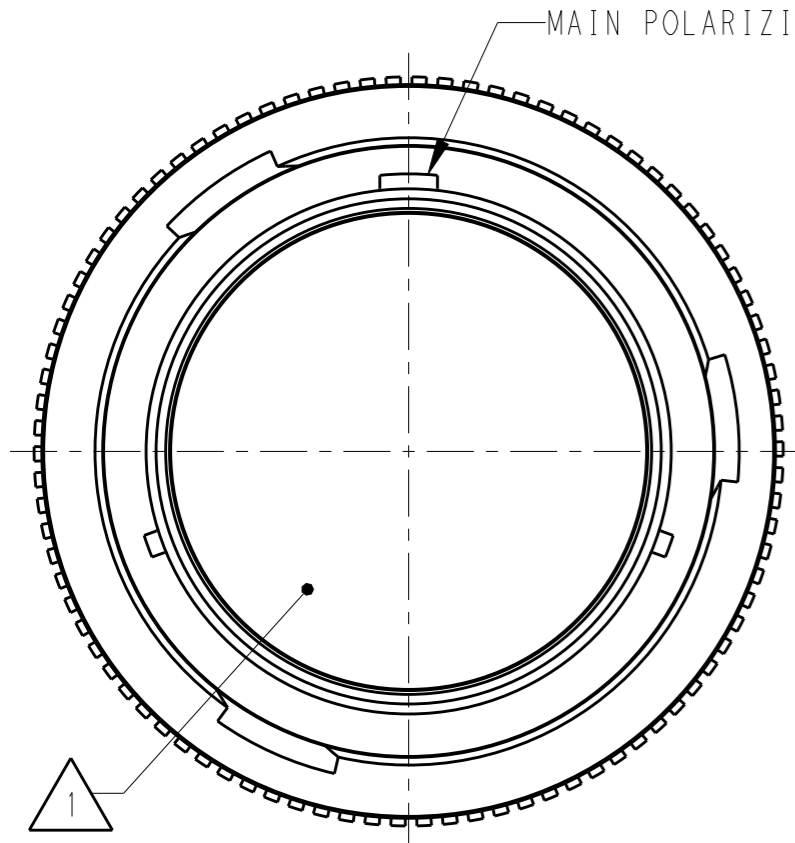


LOC	DIST	REVISIONS				
P	LTR	DESCRIPTION	DATE	DWN	APVD	
		NC	NEW RELEASE PER E.O. P15607	15MAY1998	JW	RDR
		A	REVISED PER E.O. P15939	06APR1999	RO	RDR
		B	REVISED PER E.O. P20700	09NOV2010	IG	RDR
		C	REVISED PER ECO-14-019072	23FEB2015	JA	DM



SCALE 1:1

- 6 PART MODIFICATION: BACKSHELL ADAPTER ACCEPTS BACKSHELLS:
2428-004-2405, 2428-008-2405
2428-010-2405, 2428-011-2405
- 5 NOTED DIMENSION DOES NOT INCLUDE GROMMET PROTRUSION.
- 4 MATERIAL: PLUG HOUSING/COUPLING RING: PA66 GF10 (BLACK)
BACKSHELL ADAPTER: PA66 GF10 (GREEN, GRAY, BLUE)
GROMMET: SILICONE (ORANGE-RED)

- 3 SEE 0425-021-0000 APPLICATION SPECIFICATION
A. RECOMMENDED WIRE INSULATION RANGE
B. CONTACT REMOVAL TOOLS
- 2. THIS PLUG MATES WITH HDP24-24XXP/SX-XXXX RECEPTACLE
X = SEAL TYPE (N,T,E)
XX = INSERT ARRANGEMENT
XXXX = MODIFICATION
- 1 SEE CUSTOMER DRAWING 0425-014-2400 FOR AVAILABLE INSERT ARRANGEMENTS AND PART NUMBERS.

NOTES:

THIS DRAWING IS A CONTROLLED DOCUMENT.		DWN R. OCHOA 24MAR1999	TE Connectivity	
DIMENSIONS: INCHES [mm]		CHK BRICE BYFORD 09NOV2010		
TOLERANCES UNLESS OTHERWISE SPECIFIED:		APVD STEVE BEARD 08NOV2010	NAME PLUG, COUPLING RING SIZE 24, -L017 MOD HDP SERIES	
0 PLC ± 1 PLC ± 2 PLC ± 3 PLC ±.015 [0.38] 4 PLC ± ANGLES ±0°30'0"		PRODUCT SPEC 0425-021-0000	SIZE A3 CAGE CODE 4AFU8 DRAWING NO. HDP26-24-XXP/SX-L017 RESTRICTED TO	
MATERIAL 4		APPLICATION SPEC 3	SCALE 2:1 SHEET 1 OF 1 REV C	
FINISH N/A		WEIGHT	Customer Drawing	